

STANDARD MANHOLE

PRODUCED BY CONCRETE INDUSTRIES, INC. (PER ASTM C478)

INSIDE DIAMETER	<u>96"</u>	WALL THICKNESS	<u>9 3/4"</u>
REINFORCING	<u>.24 SQ. IN.</u>	SURFACE AREA/FT.	<u>29.85 SQ. FT.</u>
FORM MANUFACTURER	<u>QUINN (WET CAST)</u>	WT. PER VERT. FOOT	<u>3,700#</u>
STANDARD STEPS:	<u>PLASTIC</u>	STANDARD SECTIONS	<u>16", 32", & 48"</u>
BELL DEPTH DIM.:	<u>5"</u>	STANDARD STEP SPACING	<u>16"</u>
INSIDE BELL DIM.:	<u>103 15/16"</u>	HAULING LIMIT	<u>16'</u>

MOUSEHOLE CRITERIA:

- MIN. 10" OF CONCRETE ABOVE MOUSEHOLE
- O. D. OF INCOMING LINE + 4"

GASKET CRITERIA:

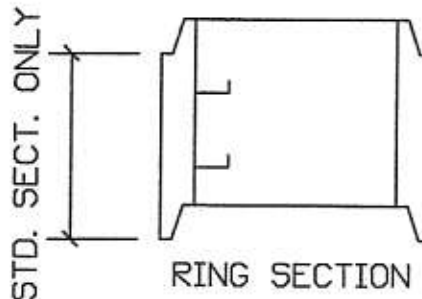
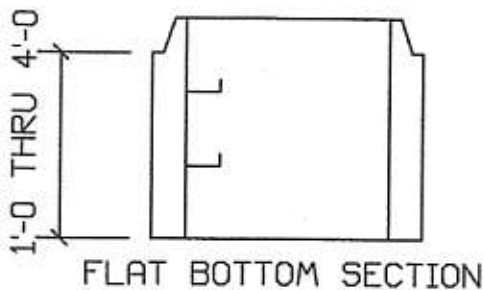
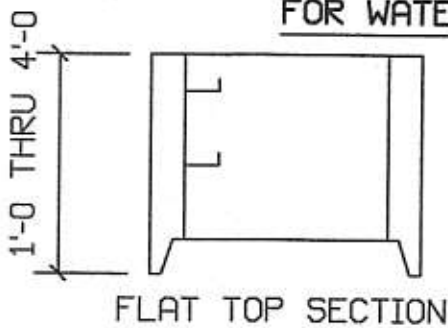
- MIN. OF 2" ABOVE BOTTOM OR CAST IN BASE

TO LOCATE HOLE: LOCATE W/ ANGLE PLANT WILL OBTAIN FROM CHART

JOINT MATERIAL: 2" PREFORMED JOINT SEALANT (29.7' PER JT.) 28' PER CARTON (52511)

93.0# OF SEWER JOINT COMPOUND PER JOINT (50# PAILS)

FOR WATERPROOF JOINT USE WATERSTOP-RX (REF. SPEC. SHT)



SPECIALS

FLAT BOTTOMS

- 2'-3"
- 3'-7"
- 7'-7"

RINGS

- 1'-4"
- 2'-8"
- 4'-0"
- 8'-0"

**FLAT TOPS
8'-0" OR LESS**