

STANDARD MANHOLE

PRODUCED BY CONCRETE INDUSTRIES, INC. (PER ASTM C478)

INSIDE DIAMETER	<u>90"</u>	WALL THICKNESS	<u>9 1/4"</u>
REINFORCING	<u>.225 SQ. IN.</u>	SURFACE AREA/FT.	<u>28.14 SQ. FT.</u>
FORM MANUFACTURER	<u>QUINN (WET CAST)</u>	WT. PER VERT. FOOT	<u>3,174#</u>
STANDARD STEPS:	<u>PLASTIC</u>	STANDARD SECTIONS	<u>16", 32", & 48"</u>
BELL DEPTH DIM:	<u>5"</u>	STANDARD STEP SPACING	<u>16"</u>
INSIDE BELL DIM:	<u>97 7/16"</u>	HAULING LIMIT	<u>16'</u>

MOUSEHOLE CRITERIA:

- MIN. 10" OF CONCRETE ABOVE MOUSEHOLE
- D. D. OF INCOMING LINE + 4"

GASKET CRITERIA:

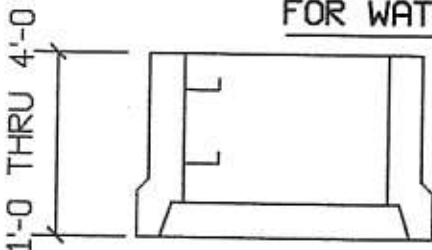
- MIN. OF 2" ABOVE BOTTOM OR CAST IN BASE

TO LOCATE HOLE: LOCATE W/ ANGLE PLANT WILL OBTAIN FROM CHART

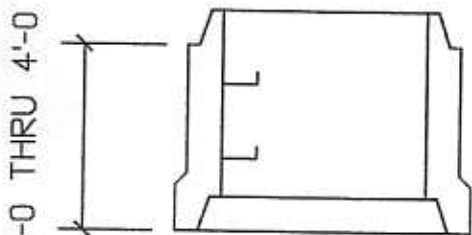
JOINT MATERIAL: 2" PREFORMED JOINT SEALANT (29.7' PER JT.) 28' PER CARTON (52511)

93.0# OF SEWER JOINT COMPOUND PER JOINT (50# PAILS)

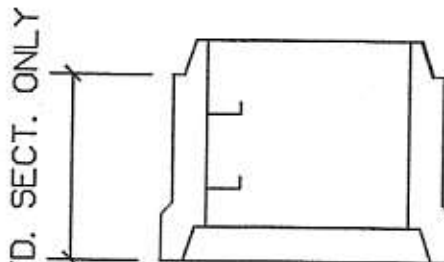
FOR WATERPROOF JOINT USE WATERSTOP-RX (REF. SPEC. SHT)



FLAT TOP SECTION



FLAT BOTTOM SECTION



RING SECTION

SPECIALS

FLAT BOTTOMS
7'-0" OR LESS

RINGS
7'-6" OR LESS

FLAT TOPS
7'-6" OR LESS

CAP: 330.40 GALS/V.F.

SHEET NO. MH-7.0