

STANDARD MANHOLE

PRODUCED BY CONCRETE INDUSTRIES, INC. (PER ASTM C478)

INSIDE DIAMETER	<u>60"</u>	WALL THICKNESS	<u>6"</u>
REINFORCING	<u>.15 SQ. IN.</u>	SURFACE AREA/FT.	<u>18.85 SQ. FT.</u>
FORM MANUFACTURER	<u>QUINN (WET CAST) BESSER (DRY CAST)</u>	WT. PER VERT. FOOT	<u>1328#</u>
STANDARD STEPS:	<u>PLASTIC</u>	STANDARD SECTIONS	<u>16", 32", & 48"</u>
BELL DEPTH DIM.:	<u>5"</u>	STANDARD STEP SPACING	<u>16"</u>
INSIDE BELL DIM.:	<u>65 1/4"</u>	HAULING LIMIT	<u>38 VT. FT.</u>

MOUSEHOLE CRITERIA:

- MIN. 10" OF CONCRETE ABOVE MOUSEHOLE
- O. D. OF INCOMING LINE + 4"

GASKET CRITERIA:

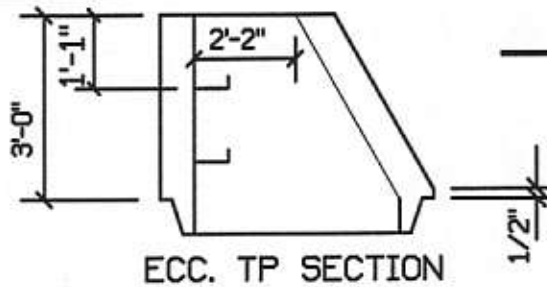
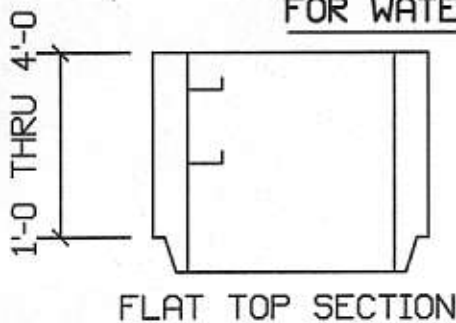
- MIN. OF 2" ABOVE BOTTOM OR CAST IN BASE

TO LOCATE HOLE: LOCATE W/ ANGLE, PLANT WILL OBTAIN DIM. FROM CHART

JOINT MATERIAL: 1 1/2" PREFORMED JT. SEALANT (18.8' PER JT.) 42' PER CARTON (52509)

36.0# OF SEWER JOINT COMPOUND PER JOINT (50# PAILS)

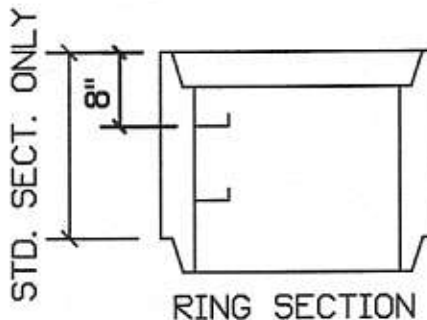
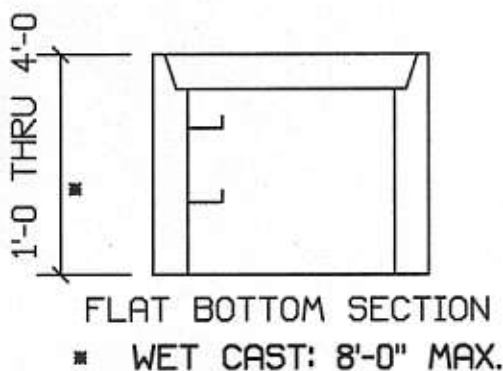
FOR WATERPROOF JOINT USE WATERSTOP-RX (REF. SPEC. SHT)



SPECIALS

FLAT BOTTOMS
1'-0" THRU 8'-0"

RINGS
1'-4" THRU 8'-0"



FLAT TOPS
1'-0" THRU 8'-0"

CAP: 146.86 GALS/V.F

SHEET NO. MH-3.0