

# STANDARD MANHOLE

PRODUCED BY CONCRETE INDUSTRIES, INC. (PER ASTM C478)

INSIDE DIAMETER	<u>48"</u>	WALL THICKNESS	<u>5"</u>
REINFORCING	<u>.12 SQ. IN.</u>	SURFACE AREA/FT.	<u>15.2 SQ. FT.</u>
FORM MANUFACTURER	<u>QUINN (WET CAST) BESSER (DRY CAST)</u>	WT. PER VERT. FOOT	<u>887#</u>
STANDARD STEPS:	<u>PLASTIC</u>	STANDARD SECTIONS	<u>16", 32", &amp; 48"</u>
BELL DEPTH DIM.:	<u>4"</u>	STANDARD STEP SPACING	<u>16"</u>
INSIDE BELL DIM.:	<u>52 3/4"</u>	HAULING LIMIT	<u>56 VT. FT.</u>

**MOUSEHOLE CRITERIA:**

- MIN. 10" OF CONCRETE ABOVE MOUSEHOLE
- O. D. OF INCOMING LINE + 4"

**GASKET CRITERIA:**

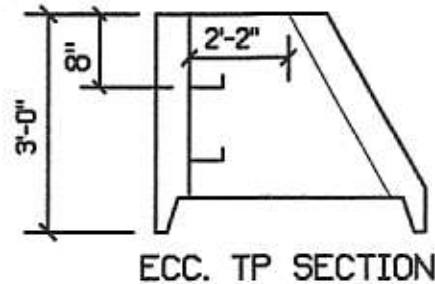
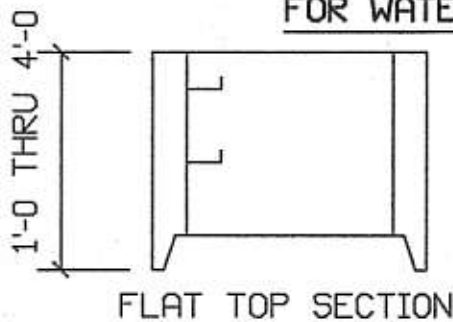
- MIN. OF 2" ABOVE BOTTOM OR  
CAST IN BASE

TO LOCATE HOLE: LOCATE W/ ANGLE, PLANT WILL OBTAIN DIM. FROM CHART

JOINT MATERIAL: 1" PREFORMED JOINT SEALANT (15.1' PER JT.) 87' PER CARTON (52507)

23.0# OF SEWER JOINT COMPOUND PER JOINT (50# PAILS)

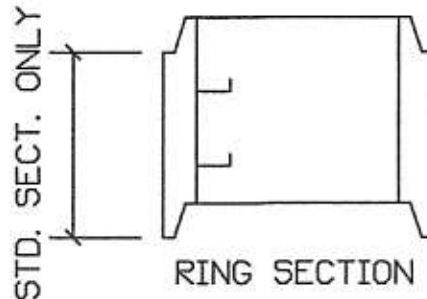
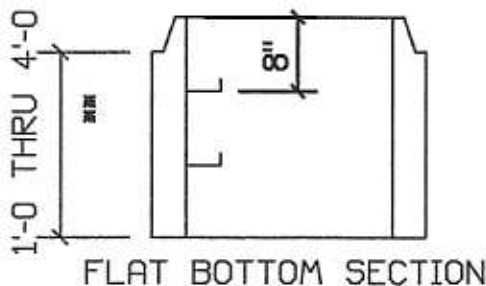
FOR WATERPROOF JOINT USE WATERSTOP-RX (REF. SPEC. SHT)



**SPECIALS**

FLAT BOTTOMS  
1'-0" THRU 8'-0"

RINGS  
1'-4" THRU 8'-0"



FLAT TOPS  
1'-0" THRU 8'-0"

■ TRUE FL. BOT. ■ 2'-4"

CAP: 94 GALS/V.F.

SHEET NO. MH-1.0